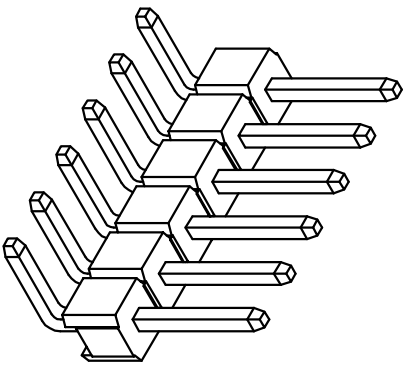
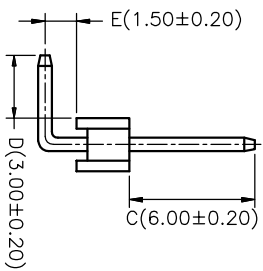
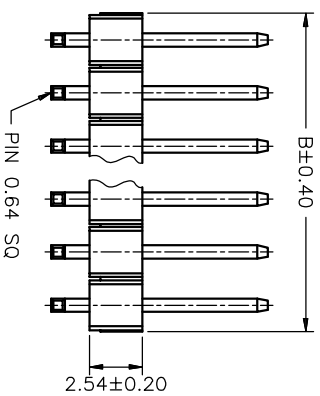
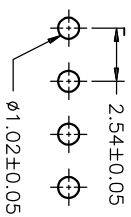
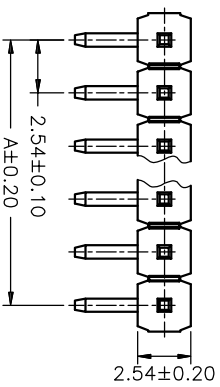


Ordering Information & Dimensions



PART NO.	Dimensions		PART NO.	Dimensions		PART NO.	Dimensions	
	A	B		A	B		A	B
02P	2.54	5.08	15P	35.56	38.10	28P	68.58	71.12
03P	5.08	7.62	16P	38.10	40.64	29P	71.12	73.66
04P	7.62	10.16	17P	40.64	43.18	30P	73.66	76.20
05P	10.16	12.70	18P	43.18	45.72	31P	76.20	78.74
06P	12.70	15.24	19P	45.72	48.26	32P	78.74	81.28
07P	15.24	17.78	20P	48.26	50.80	33P	81.28	83.82
08P	17.78	20.32	21P	50.80	53.34	34P	83.82	86.36
09P	20.32	22.86	22P	53.34	55.88	35P	86.36	88.90
10P	22.86	25.40	23P	55.88	58.42	36P	88.90	91.44
11P	25.40	27.94	24P	58.42	60.96	37P	91.44	93.98
12P	27.94	30.48	25P	60.96	63.50	38P	93.98	96.52
13P	30.48	33.02	26P	63.50	66.04	39P	96.52	99.06
14P	33.02	35.56	27P	66.04	68.58	40P	99.06	101.60



Optional Dim. available but MOQ requested

SPECIFICATIONS
 Current Rating: 3A AC,DC
 Voltage Rating: 250V AC,DC
 Temperature Range: -25°C ~ +85°C
 Contact Resistance: 20mΩ Max
 Insulation Resistance: 1000MΩ Min
 Withstanding Voltage: 1500V AC/minute
 Pin Material: Brass/Gold-flash
 Material: PBT30%GF,UL94V-0
 Color: Natural(Black)

ECN NO.	REV.	DATE.	DESCRIPTION.	CHANGE.	CHECK.	APPRO.
	A		NEW			

APPROVALS		DATE	TITLE:	
DRAWN	ZHWEI,CHEN	2015.07.07	2.54mm Chmp Style Connector	
CHECKED			PART NO.	GP26-2520WR-NP
TOLERANCES ARE		30~0.15 10~0.30 5~0.10 ~ 5	ANGLE	±2°
	±0.30 ±0.20 ±0.15 ±0.10		UNIT:	mm
			SCALE:	1:1
			PROJ.	
			DRAWING NO.	
			SHEET	1 OF 1

