ROHS

www.gepu.tw

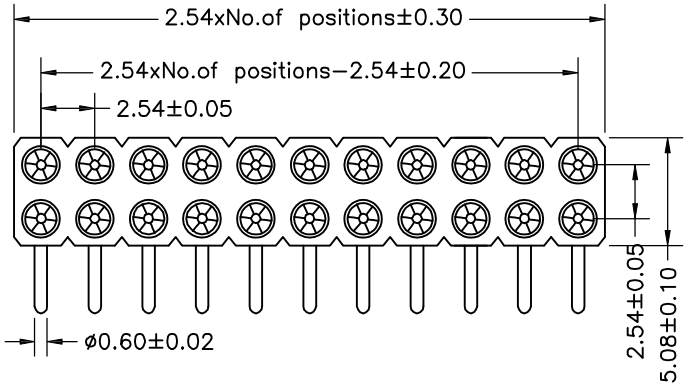

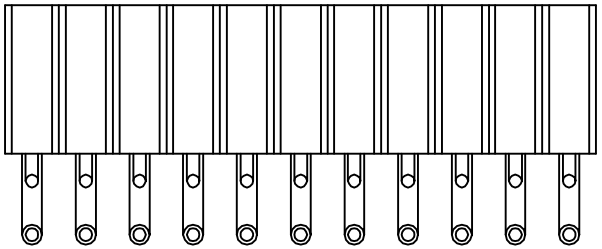

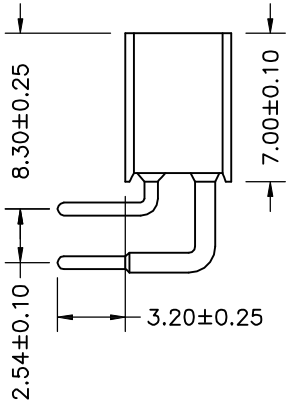

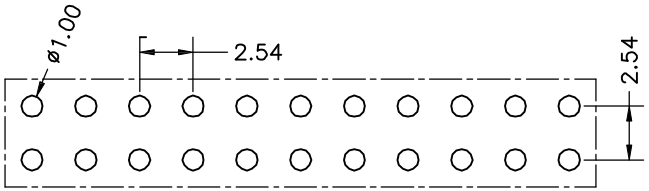

P.C.B LAYOUT

Technical Data
Materlal:
Pin(outer sleeve): Brass,machined CuZn38Pb2
Plating(outer sleeve):
Tin Plated: 2μm/80μm"Nl,5μm/200 μ"Sn
Gold Plated: 2μm"/80 μm"Ni,0.8 μ" gold
Insuiator: PPS UL94V−0
Cllp(Contact 4 Flnger): Beryllium copper,heat teated

Electrical:
Current rating: 3Amps/contact max.
Contact resistance: ≤4mΩ/contact
Insuiation resistance: ≥1000MΩ at V=100V
Operaing voltage: 60VAC/DC

Mechanical:
Average Insertion force with steel pin ofø:0.6: <140g
Average withdrawal force with steel pin ofø:0.432: >25g
Mechanical lige cycle: min 200
Operaling temperature: −40°C to+105°C
Soldering temperature: +255°C

ECN NO.	REV.	DATE.	DESCRIPTION.	CHANGE.	CHECK.	APPRO.
	A		NEW			

APPROVALS		DATE
DRAWN	ZHIWEI.CHEN	2015.07.07
CHECKED		
APPROVALS		

TOLERANCES ARE: 30~以上 ±0.30; 10~30 ±0.20; 5~10 ±0.15; ~ 5 ±0.10; ANGLE ±2°

GEPU 歌普

TITLE:	2.54mm Pitch SIP Sockets Dual Row Right Angle Pin Length12.76mm/17.76mm
PART NO.	GP21-2521WR-2xNP-1776B
UNIT: mm	SCALE: 1:1
PROJ:	
DRAWING NO.	
SHEET 1 OF 1	