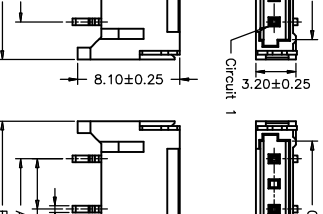
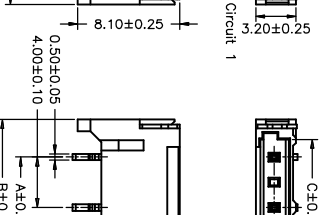
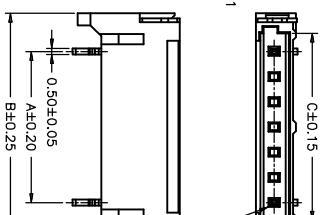
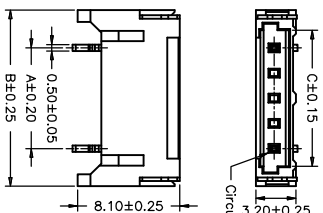
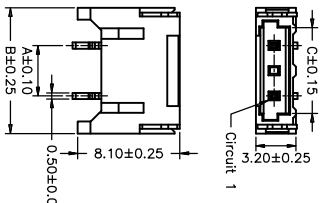


SPECIFICATIONS
 Current Rating: 1A AC/DC
 Voltage Rating: 600V AC/DC
 Temperature Range: -25°C ~ +85°C
 Contact Resistance: 10mΩ Max
 Insulation Resistance: 1000MΩ Min
 Withstanding Voltage: 1800V AC/minute
 Pin Material: Brass/Tin-plated
 Solder Tabs: Brass/Tin-plated
 Material: Nylon 6T,UL94V-0
 Color: Natural(Beige)

Ordering Information & Dimensions

PART NO.	Dimensions		
	A	B	C
4000WR-S-02P1	4.00	10.00	6.80
4000WR-S-02P2	8.00	14.00	10.80
4000WR-S-02P3	12.00	18.00	14.80
4000WR-S-03P	8.00	14.00	10.80
4000WR-S-04P	12.00	18.00	14.80
4000WR-S-04P137	12.00	18.00	14.80
4000WR-S-04P157	12.00	18.00	14.80
4000WR-S-05P	16.00	22.00	18.80
4000WR-S-05PQ3	16.00	22.00	18.80



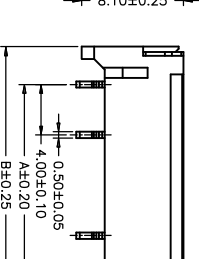
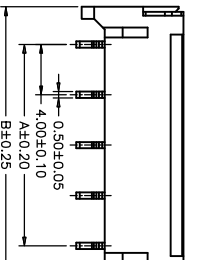
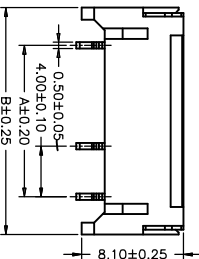
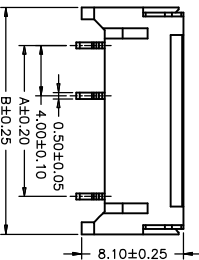
4000WR-S-02P1

4000WR-S-02P2

4000WR-S-02P3

4000WR-S-03P

4000WR-S-04P

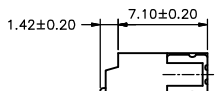


4000WR-S-04P137

4000WR-S-04P157

4000WR-S-05P

4000WR-S-05PQ3



ECN NO.	REV.	DATE.	DESCRIPTION.	CHANGE.	CHECK.	APPRO.
	A		NEW			

APPROVALS		DATE
DRAWN	ZHIWEI,CHEN	2015.07.07
CHECKED		

APPROVALS		TITLE:
TOLERANCES ARE		4.00mm Crimp Style Connector
30~0.15	±0.30	
10~30	±0.20	
5~10	±0.15	
~5	±0.10	
	ANGLE	
	±2°	

PART NO.	SCALE:	PROJ.
GP01-4000WRS-NP	1:1	
UNIT:	DRAWING NO.	SHEET
mm		1 OF 1

