ROHS

www.gepu.tw

孔数	A	B
2	2.5	7.5
3	5.0	10.0
4	7.5	12.5
5	10.0	15.0
6	12.5	17.5
7	15.0	20.0
8	17.5	22.5
9	20.0	25.0
10	22.5	27.5
11	25.0	30.0
12	27.5	32.5
13	30.0	35.0
14	32.5	37.5
15	35.0	40.0

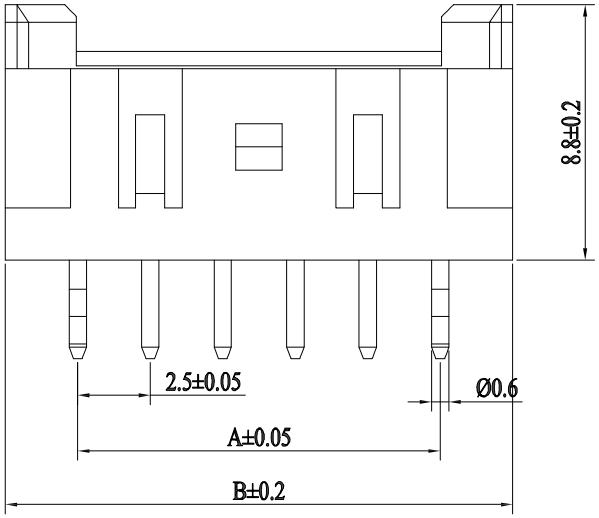

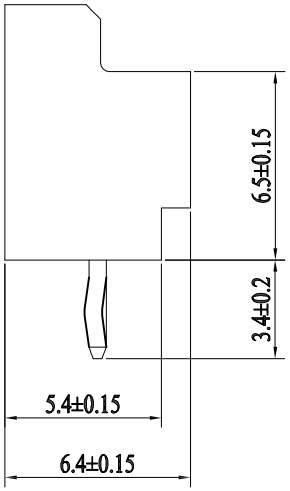

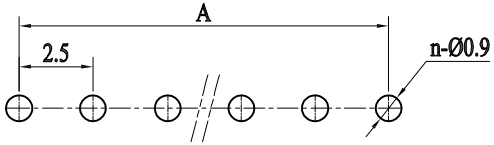

PCB LAYOUT

■ 技术参数（SPECIFICATIONS）

- ◆ 额定电压：250V AC DC
  Voltage rating: 250V AC DC
- ◆ 额定电流：2.0A AC DC MAX
  Current rating: 2.0A AC DC MAX
- ◆ 耐压值: 1000V AC/minute
  Withstand voltage 1000V AC/minute
- ◆ 绝缘电阻：1000MΩ MIN
  Insulation resistance: 1000MΩ MIN
- ◆ 接触电阻：0.02Ω MAX
  Contact resistance: 0.02Ω MAX
- ◆ 工作温度: -25°C ~+85°C
  Working Temperature: -25°C ~+85°C
- ◆ 间距：2.5 mm
  Pitch: 2.5mm

■ 材料（MATERIAL）

- ◆ 基座：尼龙66
  Wafer: PA66
- ◆ 接触针：黄铜
  Contact PIN: Brass

ECN NO.	REV.	DATE.	DESCRIPTION.	CHANGE.	CHECK.	APPRO.
	A		NEW			

APPROVALS		DATE
DRAWN	ZHIWEI.CHEN	2015.07.07
CHECKED		
APPROVALS		

TOLERANCES ARE: 30~以上 ±0.30; 10~30 ±0.20; 5~10 ±0.15; ~ 5 ±0.10; ANGLE ±2°

GEPU 歌普

TITLE:

PART NO. GP01-2507WV-NP

UNIT: mm | SCALE: 1:1 | PROJ:

DRAWING NO. | SHEET 1 OF 1