ROHS

www.gepu.tw

Poles	"A"	"B"	"C"
2P	1.0	2.5	3.5
3P	2.0	3.5	4.5
4P	3.0	4.5	5.5
5P	4.0	5.5	6.5
6P	5.0	6.5	7.5
7P	6.0	7.5	8.5
8P	7.0	8.5	9.5
9P	8.0	9.5	10.5
10P	9.0	10.5	11.5
11P	10.0	11.5	12.5
12P	11.0	12.5	13.5
13P	12.0	13.5	14.5
14P	13.0	14.5	15.5
15P	14.0	15.5	16.5

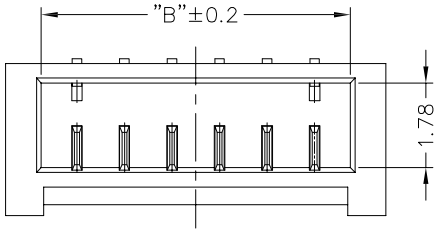

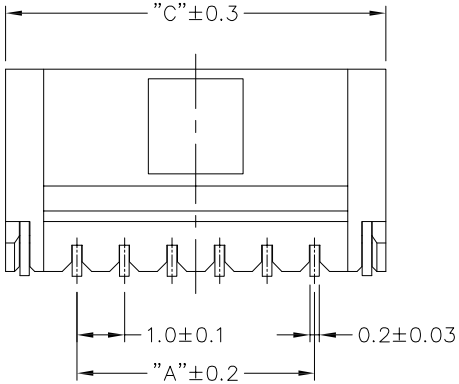

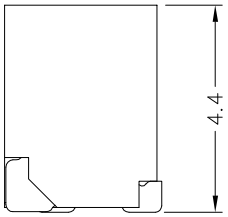

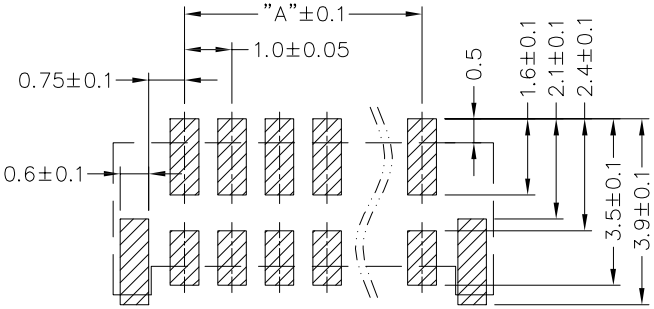

P.C.B LAYOUT

■ 技术参数 SPECIFICATIONS

- ◆ 适用线规: AWG. #28~#32
  Applicable Wire: AWG. #28~#32
- ◆ 额定电压: 50V DC/AC(rms)
  Rated voltage: 50V DC/AC(rms)
- ◆ 额定电流: 1A (AWG. #28)
  Rated Current: 1A (AWG. #28)
- ◆ 耐压值: 500V AC/minute
  Withstand voltage: 500V AC/min.
- ◆ 工作温度: −25℃ ~ +85℃
  Working Temp : −25℃ ~ +85℃
- ◆ 绝缘电阻: ≥100 MΩ
  Insulation resistance: ≥100 MΩ
- ◆ 接触电阻: ≤20 mΩ
  Contact resistance: ≤20 mΩ

■ 材料 MATERIAL

- ◆ 绝缘体: 尼龙6T, UL94−V0
  Insulator: PA6T, UL94−V0
- ◆ 接触针: 磷铜
  Contact PIN: Phosphor bronze
- ◆ 焊片: 磷铜
  Solder tab: Phosphor bronze

ECN NO.	REV.	DATE.	DESCRIPTION.	CHANGE.	CHECK.	APPRO.
———	A	———	NEW	———	———	———

APPROVALS		DATE	GEPU 歌普		
DRAWN	ZHIWEI.CHEN	2015.07.07			
CHECKED			TITLE:		
APPROVALS			PART NO.	GP01-1002WVS-NP	
TOLERANCES ARE	30~以上 ±0.30; 10~30 ±0.20; 5~10 ±0.15; ~ 5 ±0.10	ANGLE ±2°	UNIT: mm	SCALE: 1:1	PROJ:
			DRAWING NO.	———	SHEET 1 OF 1